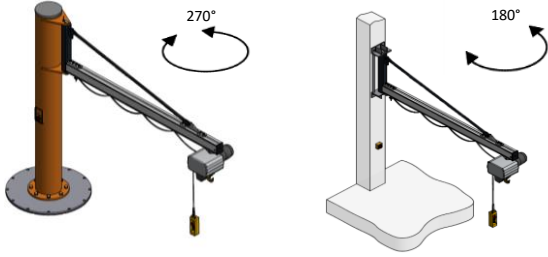


JIB Crane BCI-U / BCI-UW



Technical specification:

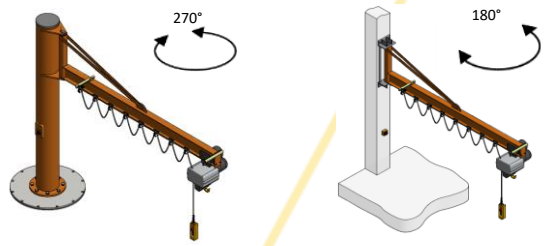
- Can be combined with manual or electrical "SWF Krantechnik" hoisting mechanism;
- Manual hoist traversing;
- Manual jib slewing;
- Aluminum jib profile – easy slewing;
- Column or wall mounted slewing jib crane;
- Pendant or radio control;
- Installation location: indoor.

BCI-U price from 3 400 €

BCI-UW price from 2 300 €

Lifting capacity, kg	Reach, m				
	1.9	2.9	3.9	4.9	5.9
80					
100					
125					
250					
320					
500					

JIB Crane BCI-PS / BCI-PW



Technical specification:

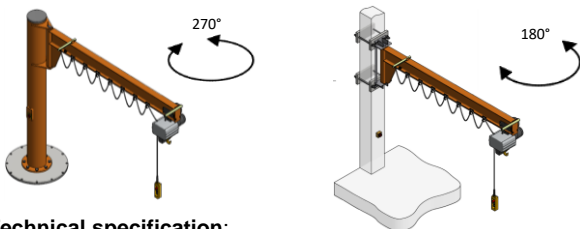
- Can be combined with manual or electrical "SWF Krantechnik" hoisting mechanism;
- Manual or electrical hoist traversing;
- Manual jib slewing;
- Column or wall mounted slewing jib crane;
- Pendant or radio control;
- Installation location: indoor or outdoor.

BCI-PS price from 3 100 €

BCI-PW price from 1 700 €

Lifting capacity, kg	Reach, m									
	2.0	2.5	3.0	3.5	4.0	4.5	5.0	5.5	6.0	
80										
125										
250										
500										
800										
1 000										
1 600										
2 000										

JIB Crane BCI-AS / BCI-AW



Technical specification:

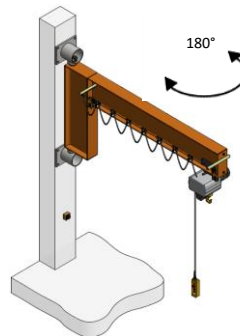
- Can be combined with manual or electrical "SWF Krantechnik" hoisting mechanism;
- Manual or electrical hoist traversing;
- Manual or electrical jib slewing mechanism;
- Column or wall mounted slewing jib crane;
- Pendant or radio control;
- Installation location: indoor or outdoor.

BCI-AS price from 3 200 €

BCI-AW price from 1 900 €

Lifting capacity, kg	Reach, m									
	2.0	3.0	4.0	5.0	6.0	7.0	8.0	9.0	10.0	
80										
125										
250										
500										
800										
1 000										
1 600										
2 000										

JIB Crane BCI-GN



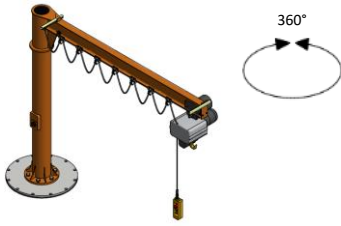
Technical specification

- Can be combined with manual or electrical "SWF Krantechnik" hoisting mechanism;
- Manual or electrical hoist traversing;
- Manual or electrical jib slewing mechanism;
- Wall mounted slewing jib crane;
- Pendant or radio control;
- Installation location: indoor or outdoor;
- Suitable for explosion protection in accordance with ATEX.

BCI-GN price from 3 200 €

Lifting capacity, kg	Reach, m										
	2.0	3.0	4.0	5.0	6.0	7.0	8.0	9.0	10.0	11.0	12.0
500											
1 000											
1 600											
2 000											
2 500											
3 200											
4 000											
5 000											
6 300											
8 000											
10 000											

JIB Crane BCI-PR



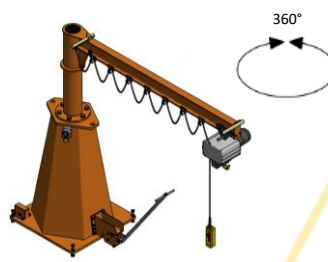
Technical specification:

- Can be combined with manual or electrical "SWF Krantechnik" hoisting mechanism;
- Manual or electrical hoist traversing;
- Manual or electrical jib slewing mechanism;
- Only column mounted slewing jib crane;
- Pendant or radio control;
- Installation location: indoor or outdoor.

BCI-PR price from 3 900 €

Lifting capacity, kg	Reach, m										
	2.0	2.5	3.0	3.5	4.0	4.5	5.0	5.5	6.0	6.5	7.0
30											
50											
80											
125											
200											
250											
400											
500											
800											
1 000											

JIB Mobile Crane BCI-MO



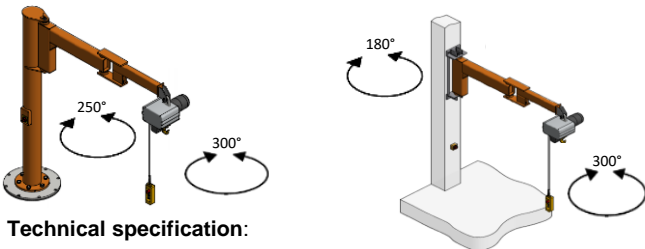
Technical specification:

- Can be combined with manual or electrical "SWF Krantechnik" hoisting mechanism;
- Fixed hoist position;
- Manual jib slewing;
- Combined with mobile trolley;
- Pendant or radio control;
- Installation location: indoor.

BCI-MO price from 6 600 €

Lifting capacity, kg	Reach, m									
	2.0	2.5	3.0	3.5	4.0	4.5	5.0	5.5	6.0	
125										
250										
315										
400										
500										
1 000										

JIB Crane BCI-BS / BCI-BW



Technical specification:

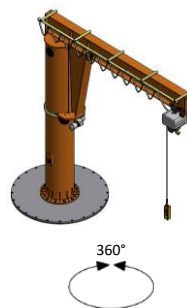
- Can be combined with manual or electrical "SWF Krantechnik" hoisting mechanism;
- Fixed hoist position;
- Column or wall mounted slewing jib crane;
- Pendant or radio control;
- Installation location: indoor.

BCI-BS price from 5 900 €

BCI-BW price from 4 800 €

Lifting capacity, kg	Reach, m		
	2.0	3.0	4.0
63			
125			
250			

JIB Crane BCI-M



Technical specification:

- Can be combined with manual or electrical "SWF Krantechnik" hoisting mechanism;
- Manual or electrical hoist traversing;
- Manual or electrical jib slewing mechanism;
- Column mounted slewing jib crane;
- Pendant or radio control;
- Installation location: indoor.
- Suitable for explosion protection in accordance with ATEX.

BCI-M price from 4 500 €

Lifting capacity, kg	Reach, m										
	2.0	3.0	4.0	5.0	6.0	7.0	8.0	9.0	10.0	11.0	12.0
125											
250											
500											
1 000											
1 600											
2 000											
2 500											
3 200											
4 000											
5 000											
6 300											
8 000											
10 000											
12 500											
16 000											
20 000											